

ROOM: \_\_\_\_\_  
 TIME: \_\_\_\_\_




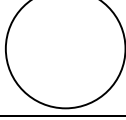

**District Wyoming Music Festival  
 Official Adjudication Form  
 CHORAL SIGHT-READING**

WMEA FORM CSR


**NAME OF ORGANIZATION:** \_\_\_\_\_  
**SCHOOL:** \_\_\_\_\_ **CITY:** \_\_\_\_\_ **SCHOOL INSTRUCTOR:** \_\_\_\_\_  
**HIGH SCHOOL ENROLLMENT:** \_\_\_\_\_  
**# OF STUDENTS IN ENSEMBLE:** \_\_\_\_\_ **# BY GRADE LEVEL 12:** \_\_\_\_\_ **11:** \_\_\_\_\_ **10:** \_\_\_\_\_ **9:** \_\_\_\_\_  
**ACCOMPANIST (if any):** \_\_\_\_\_

Adjudicator,

- Place the number in the circle for each area that most closely matches the descriptors in the corresponding box.
- Total the scores and affix a division rating based upon the scale at the bottom of the form.
- Please add your comments and suggestions in the large space provided and sign the form.

	<b>5</b>	<b>4</b>	<b>3</b>	<b>2 - 1</b>
<b>RHYTHM</b> 	Nearly all rhythms/note values performed correctly  Tempos are accurate to printed score	Occasional rhythmic errors  Most errors are quickly corrected  Tempos vary from printed score	Rhythmic accuracy is inconsistent  Errors are often repeated and few are corrected  Tempos inconsistent	Little evidence of basic rhythmic concepts  Tempos inconsistent or misinterpreted
<b>ACCURACY</b> 	Very few wrong notes  Key signatures & changes are observed  Intervals sung correctly	Occasional errors, usually on wider intervals  Most errors are quickly corrected	Numerous wrong notes or interval errors  Errors are often repeated and few are corrected	Little evidence of concept of key signature/tonal center  Performers often lost and lack ability to follow the written music
<b>INTERPRETATION</b> 	Expressive, musical performance  Good use of dynamics, articulations, phrasing	Musical performance  Most dynamics, articulations and phrasing observed	Performance lacks musicality  Little expressive singing	Little evidence of ability to interpret expressive markings
<b>ENSEMBLE SOUND</b> 	Excellent balance, blend and intonation  Melodic lines easily perceived	Occasional flaws in balance, blend, or intonation  Most errors are quickly corrected	Numerous flaws in balance, blend, or intonation  Individuals lack control  Few corrections are made	Little evidence of concepts of balance, blend, and intonation
<b>STUDENT RESPONSE</b> 	Cooperative and attentive to conductor instructions  Ensemble responds immediately to conducting tempo and style gestures  Attentive to adjudicator	Individuals inattentive to conductor instructions  Ensemble responds to conducting gestures  Individuals inattentive to adjudicator	Few students attentive to conductor instructions  Inconsistent response to conducting gestures.  Few students attentive to adjudicator	Little evidence of effective approach to sight singing
<b>Adjudicator            Comments and            Suggestions for            Improvement</b>				

**Total Points**



**RATING COMPUTATION TABLE**

25 – 22 = DIVISION I (SUPERIOR)  
 21 – 17 = DIVISION II (EXCELLENT)  
 16 – 12 = DIVISION III (GOOD)  
 11 – 7 = DIVISION IV (FAIR)  
 6 – 0 = DIVISION V (POOR)

\_\_\_\_\_  
 Signature of Adjudicator

\_\_\_\_\_  
 Signature of Festival Chairman

**DIVISIONAL RATING** \_\_\_\_\_

Northeast District Wyoming Music Festival  
Official Adjudication Form  
**CHORAL SIGHT-READING INSTRUCTIONS AND REGULATIONS**

---

---

All choirs from each school are required to sight-read following their performance of prepared selections at the District Music Festival. The sight-reading sessions shall follow immediately after the regular performance session and **shall be without audience because materials are standardized for all groups.**

The Festival Manager shall provide the Sight-Reading Adjudication Form to the adjudicator. This form shall have been previously completed with the requested information at the top to give the adjudicator a profile of the group he/she is listening to.

The Festival Manager shall provide a copy of this INSTRUCTIONS AND REGULATIONS form to all directors and sight-reading adjudicators prior to the festival.

**SIGHT-READING PROCEDURE**

1. Sight-reading shall take place immediately after the adjudicated performance and verbal comments or mini clinic of the prepared selections. The festival manager may either arrange to have the sight-reading portion take place at the same site as the prepared performance or may move the group to a new location.
2. The adjudicator will distribute the sight-reading packets to the students with instructions to leave them closed until they receive further directions. The director now has two minutes to silently study the score before any communication about the music takes place with the students. During this time the adjudicator should become familiar with the profile of the group from the information at the top of the adjudication form.
3. Each choir is required to sing the first two of the appropriate (SSA, SATB, etc.) exercises and may proceed as far as they feel comfortable. A maximum of two minutes will be allowed for the study of each exercise, during which time the music must not be hummed or sung. Harmonic or melodic problems may be pointed out and attention may be called to key signatures, repeat signs, etc., but the director is not permitted to sing for or with his/her students or play their parts on the piano.
4. All exercises will be sung without accompaniment. Piano may be used for beginning pitches, for playing a I – IV – V – I sequence, or for playing a scale to establish a key center. The choir may also sing the I – IV – V – I sequence, the scale and the beginning pitches before beginning to sight-read. The choir may use solfege syllables, numbers (corresponding with scale degrees), “lah”, or any other neutral syllables. Repeats should be honored.
5. After the choir begins singing, they are to continue to the end of the exercise without stopping. If there is a complete breakdown, they will proceed to the next exercise or stop at that point. Verbal directions may be given while the choir is sight-reading but the director is not permitted to sing with the choir.
6. Following the sight-reading, the adjudicator shall make a few brief constructive comments to the group. These comments should highlight strengths and areas of weakness with suggestions for future improvement. The adjudicator will then instruct the students to return all of the packets. The director may then excuse the group.
7. The Festival Manager will collect the adjudication form from the adjudicator and will check for mathematical errors. He/she will then translate the numerical rating to a Roman Numeral for a rating. The sight-reading rating is a totally separate rating and is not used to determine a festival rating for prepared selections.